
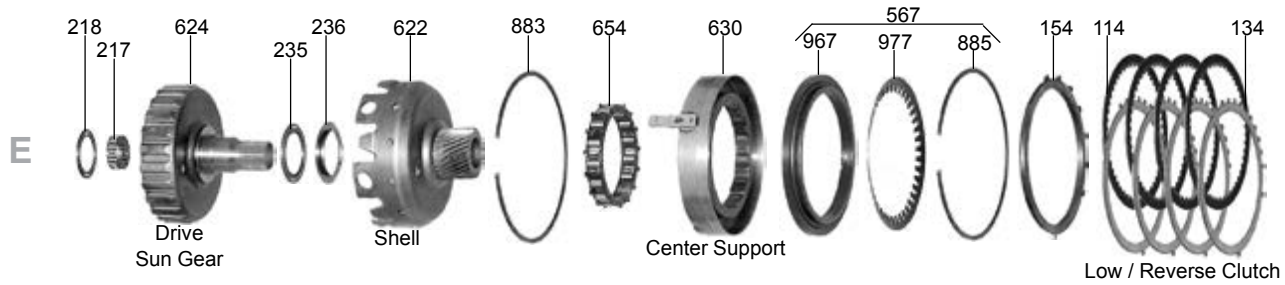
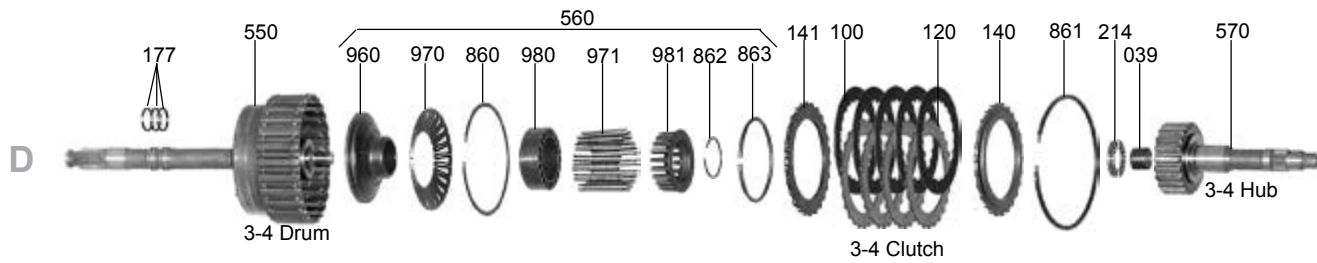
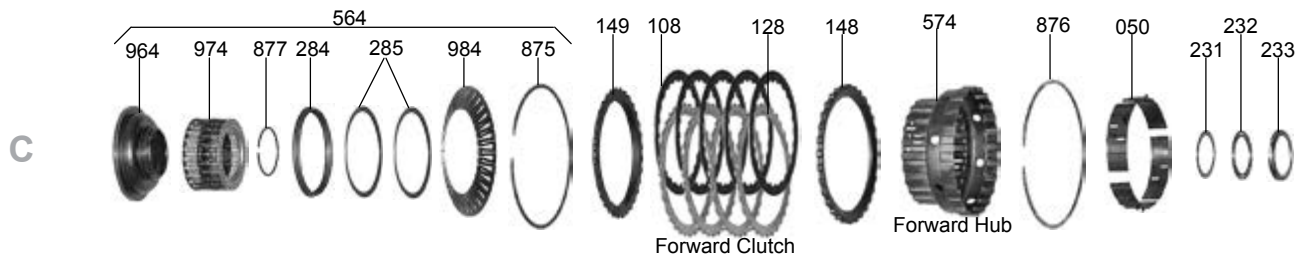
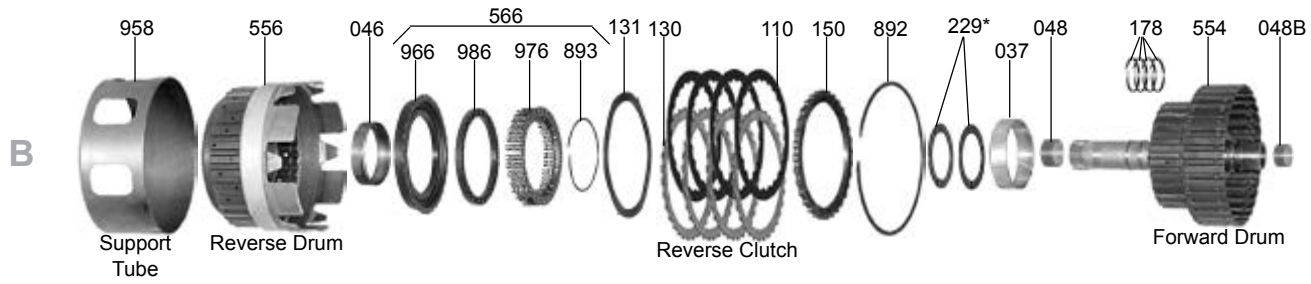
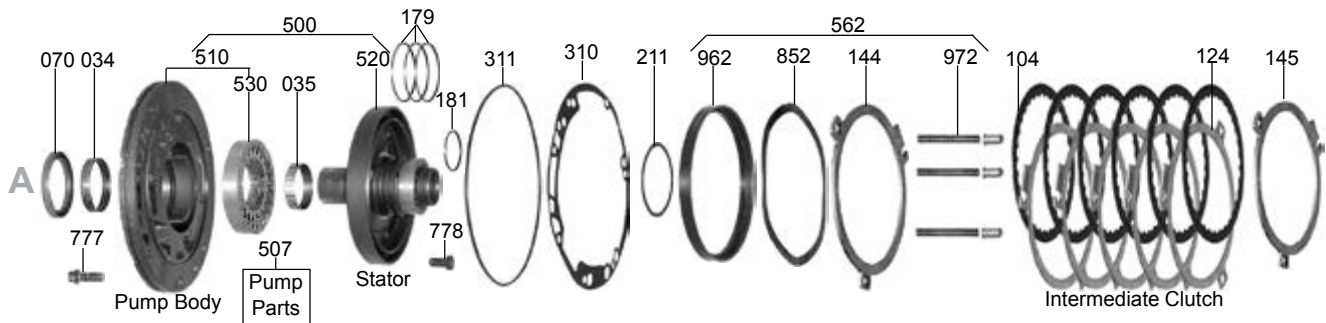



AG4, 097 (01N)





AG4, 095, 096 (01M), 097 (01N), 098 (01P)

ILL#	Part#		QTY	REF#
OVERHAUL KITS & PISTON KITS				
NI.....	K111900	Overhaul Kit, 095/096 W/Pistons (German Built) 1989-12/94	1	N/A
NI.....	K119900X	Overhaul Kit, 095/096 W/Out Piston (German & Mexican Built) 1989-12/94	1	N/A
NI.....	K119900A	Overhaul Kit, 01M W/Pistons 1/95-03, 096 (Mexican Built) 8/93-12/94	1	N/A
NI.....	K119900B	Overhaul Kit, 097(AG4) W/ Pistons (German Built) 1989-12/94	1	N/A
NI.....	K119900BX	Overhaul Kit, 097(AG4) W/Out Pistons (German Built) 1989-12/94	1	N/A
NI.....	K119900E	Overhaul Kit, 098(AG4) W/ Bonded Pistons (German Built) 1992-94	1	N/A
NI.....	K119900EX	Overhaul Kit, W/Out Pistons 098(AG4) (German Built) 1992-94, 01P/099 1/95-03, 098 8/93-12/94 (Mexican Built)	1	N/A
NI.....	K119900G	Overhaul Kit, W/Pistons, 01N 1/95-03, 097 1/93-12/94 (Mexican Built Code "CFS")	1	N/A
NI.....	K119900GX	Overhaul Kit, W/Out Pistons, 01N 1/95-03, 097 1/93-12/94 (Mexican Built Code "CFS")	1	N/A
NI.....	K119900K	Overhaul Kit, W/Pistons, 01P/099 1/95-03, 098 8/93-12/94 (Mexican Built)	1	N/A
NI.....	K119900P	Piston Kit, 095/096/097/098, 1989-12/94 (5-Clutch Pistons)	1	N/A
NI.....	K119922A	Piston Kit, 095/096/097/098, 1/95-Up (7-Clutch Pistons)	1	N/A
NI.....	K119900E-4	Piston & Cover Kit, 095/096/097/098, 1/95-Up (7-Clutch Pistons & 4-Flange Covers)	1	N/A
		MEXICAN BUILT VIN # BEGINS "3VW" / GERMAN BUILT VIN # BEGINS "VWV"*		
MASTER L/STEEL KITS				
NI.....	DK11900S	Master L/Steels Kit, W/Pistons 095, 096 (AG4) German Built, 1989-12/94	1	N/A
NI.....	DK11900XS	Master L/Steels Kit, W/Out Pistons 095, 096 (AG4) German Built, 1989-12/94	1	N/A
NI.....	DK11900AS	Master L/Steels Kit, W/Pistons 01M (All), 096 Mexican Built, 01M 1/95-03 (All Except 01-03 Jetta VR-6 & Passat VR-6), 096 8/93-12/94	1	N/A
NI.....	DK11900AXS	Master L/Steels Kit, W/Out Pistons 01M (All), 096 Mexican Built, 01M 1/95-03 (All Except 01-03 Jetta VR-6 & Passat VR-6), 096 8/93-12/94	1	N/A
NI.....	DK11900BS	Master L/Steels Kit, W/Pistons 097 (AG4) German Built, 1989-12/94	1	N/A
NI.....	DK11900BXS	Master L/Steels Kit, W/Out Pistons 097 (AG4) German Built, 1989-12/94	1	N/A
NI.....	DK11900ES	Master L/Steels Kit, W/Pistons 098 (AG4) German Built, Eurovan, Sharon, 1992-94	1	N/A
NI.....	DK11900EXS	Master L/Steels Kit, W/Out Pistons 098 (AG4) German Built, Eurovan, Sharon, 1992-94	1	N/A
NI.....	DK11900GS	Master L/Steels Kit, W/Pistons 01N(All) 1/95-03, 097 Mexican Built Code "CFS"1/93-12/94	1	N/A
NI.....	DK11900GXS	Master L/Steels Kit, W/Out Pistons 01N(All) 1/95-03, 097 Mex Built Code "CFS"1/93-12/94	1	N/A
NI.....	DK11900KS	Master L/Steels Kit, W/Pistons 01P/099 (All), 1/95-03, 098 Mexican Built, 8/93-12/94	1	N/A
MASTER W/STEELS KITS				
NI.....	DK11900	Master W/Steels Kit, W/Pistons 095, 096 (AG4) German Built, 1989-12/94	1	N/A
NI.....	DK11900X	Master W/Steels Kit, W/Out Pistons 095, 096 (AG4) German Built, 1989-12/94	1	N/A
NI.....	DK11900A	Master W/Steels Kit, W/Pistons 01M (All), 096 Mexican Built, 01M 1/95-03 (All Except 01-03 Jetta VR-6 & Passat VR-6), 096 8/93-12/94	1	N/A
NI.....	DK11900AX	Master W/Steels Kit, W/Out Pistons 01M (All), 096 Mexican Built, 01M 1/95-03 (All Except 01-03 Jetta VR-6 & Passat VR-6), 096 8/93-12/94	1	N/A
NI.....	DK11900B	Master W/Steels Kit, W/Pistons 097 (AG4) German Built, 1989-12/94	1	N/A
NI.....	DK11900BX	Master W/Steels Kit, W/Out Pistons 097 (AG4) German Built, 1989-12/94	1	N/A
NI.....	DK11900E	Master W/Steels Kit, W/Pistons 098 (AG4) German Built, Eurovan, Sharon, 1992-94	1	N/A
NI.....	DK11900EX	Master W/Steels Kit, W/Out Pistons 098 (AG4) German Built, Eurovan, Sharon, 1992-94	1	N/A
NI.....	DK11900G	Master W/Steels Kit, W/Pistons 01N(All) 1/95-03, 097 Mexican Built Code "CFS"1/93-12/94	1	N/A
NI.....	DK11900GX	W/Steels Kit, W/Out Pistons 01N(All) 1/95-03, 097 Mexican Built Code "CFS"1/93-12/94	1	N/A
NI.....	DK11900K	Master W/Steels Kit, W/Pistons 01P/099 (All), 1/95-03, 098 Mexican Built, 8/93-12/94	1	N/A
FILTERS				
010.....	119710	Filter, 1990-95 (With Kidney Shape Inlet)	1	095-325-429D
010.....	119710A	Filter, 1996-Up (With Round Inlet)	1	01M-325-429
BUSHINGS				
030.....	K119905	Bushing Kit, 095/096/097/098	1	TBA
030.....	119905-01K	Bsh & Wsh Kit, Includes: Fwd Drum/K1, Shaft/K1 (096/097/098 Only), Rev Drum/K2, Pump Gear, Pump Hsg Bushings And 2-Washers (1-OE Thick & 1-.015" Oversize) *Recommended Removal & Install Tools: 119905-TL1, 119905-TL2, 119905-TL5	1	119905-01K
034.....	119005	Bushing, 095/096/097/098 Pump Body	1	TBA
035.....	119024	Bushing, 095/096/097/098 Inner Pump Gear	1	TBA
037.....	119004	Bushing, 095/096/097/098 Forward Drum (Large) (Front) (To Stator)	1	TBA
039.....	119007	Bushing, 095/096/097/098 3-4 Hub (Pilot) (Front) (To Forward Drum)	1	TBA
048.....	119001	Bushing, 095/096/097/098 Forward Drum Shaft (Small) (Front)	1	TBA
048.....	119002	Bushing, 095/096/097/098 Forward Drum Shaft (Small) (Rear)	1	TBA
050.....	119013A	Bushing, 095/096 (01M) Forward Hub To 3-4 Drum (Plastic Insert) (.768" Tall)	1	TBA
050.....	119013B	Bushing, 097/098 Forward Hub To 3-4 Drum (Plastic Insert) (.650" Tall)	1	TBA
METAL CLAD SEALS				
070.....	119151	Seal, 095/096/097/098 Front	1	096-95-321-243
072.....	119152	Seal, 095/096/098 Manual Control Shaft (exc 097/01N)	1	095-321-182B

AG4, 095, 096 (01M), 097 (01N), 098 (01P)

ILL#	Part#		QTY	REF#
075.....	119153	Seal, 095/096/01M Pinion/Output Shaft Large-52mm.....	1	096-323-862-A
075.....	119153A	Seal, 095/096/01M Pinion/Output Shaft Small-50mm.....	1	095-323-862-A
075.....	119153B	Seal, 097/01N Pinion/Output Shaft.....	1	TBA
075.....	119153C	Seal, 098/01P Pinion/Output Shaft.....	1	TBA
076.....	79309	Seal, 095/096/01M Axle Both Sides, 01N Left.....	2	TBA
076.....	119154	Seal, 098/01P Axle Both Sides, 01N Right.....	2	016-409-399B
076.....	119155	Seal, 097 Axle Left.....	1	TBA
077.....	119156	Seal, 097 Axle Right.....	1	TBA
FRICTIONS				
100.....	119108	Friction, 095/096/097/098 3-4 Clutch (K3) .063" (3.80" OD) 22 Teeth 1990-94.....	4-6	TBA
100.....	119108A	Friction, 095/096/097/098 3-4 Clutch (K3) .063" (4.05" OD) 1995-Up.....	4-6	TBA
100.....	119108B	Friction, 095/096 (01M) 3-4 Clutch (K3) (.049") (22 Internal Teeth) (1 Sided) 200-03.....	4-6	TBA
120.....	119108C	Friction, 095/096 (01M) 3-4 Clutch (K3) (.048") (28 External Teeth) (1 Sided) 2000-03.....	4-6	TBA
NI.....	K119108	Friction Module, 01M / 01N 3-4 Clutch (K3) "PowerPack" Alto.....	1	109757
NI.....	K119108A	Friction Module, 01P 3-4 Clutch (K3) "PowerPack" Alto.....	1	109757A
NI.....	K119108B	Friction Module, 01P 3-4 Clutch (K3) Drum Saver.....	1	TBA
104.....	119102	Friction, 095/096/097/098 Intermediate Cl (B2) .063" (6.10" OD) 32T 1990-Up.....	4-6	TBA
108.....	119106	Friction, 095/096/097/098 Fwd Clu (K1) .063" (4.80" OD) 24T 1990-Up.....	4-10	TBA
110.....	119106	Friction, 095/096/097/098 Reverse Cl (K2) .063" (4.80" OD) 24T 1990-Up.....	4-5	TBA
114.....	119103	Friction, 095/096/097/098 Low/Rev Cl (B1) .063" (5.75" OD) 50T (Smooth) 1990-96.....	4-5	TBA
114.....	119103A	Friction, 095/096/097/098 Low/Rev Cl (B1) .063" (5.75" OD) 50T (Grooved) 1997-Up.....	4-5	TBA
119.....	K119F	Friction Module, 095/096/097 1989-94.....	1	TBA
119.....	K119AF	Friction Module, 095/096/097 1995-Up.....	1	TBA
STEELS				
120.....	119109	Steel, 095/096/097/098 3-4 Clutch (K3) .079" (2.80" ID) 26 Teeth 1990-94.....	3-5	TBA
120.....	119109B	Steel, 095/096/097/098 3-4 Clutch (K3) .063" (2.80" ID) 28 Teeth 1995-Up.....	4-6	TBA
120.....	119109A	Steel, 095/096/097/098 3-4 Clutch (K3) .058" (2.80" ID) 28 Teeth 1995-Up.....	4-6	TBA
120.....	119108C	Friction, 095/096 (01M) 3-4 Clutch (K3) (.048") (28 External Teeth) (1 Sided) 2000-03.....	4-6	TBA
124.....	119104	Steel, 095/096/097/098 Intermediate Clutch (B2) .079" (5.35" ID) 3 Teeth 1990-Up.....	5-7	TBA
124.....	119104A	Steel, 095/096/097/098 Intermediate Clutch (B2) .089" (5.35" ID) 3 Teeth 1990-Up.....	AR	TBA
124.....	119104B	Steel, 095/096/097/098 Intermediate Clutch (B2) .095" (5.35" ID) 3 Teeth 1990-Up.....	AR	TBA
124.....	119104G	Steel, 095/096/097/098 Intermediate Clutch (B2) .108" (5.35" ID) 3 Teeth 1990-Up.....	AR	TBA
124.....	119104C	Steel, 095/096/097/098 Intermediate Clutch (B2) .118" (5.35" ID) 3 Teeth 1990-Up.....	AR	TBA
128.....	119107	Steel, 095/096/097/098 Fwd Clu (K1) .079" (4.10" ID) 32T (Also Rev Clu K2) 1990-Up.....	4-10	TBA
128.....	119107A	Steel, 095/096/097/098 Forward Clutch (K1) .057" (4.10" ID) 32 Teeth 1995-Up.....	4-6	TBA
130.....	119107	Steel, 095/096/097/098 Reverse Clutch (K2) .079" (4.10" ID) 32 Teeth 1990-Up.....	5	TBA
131.....	119107C	Steel, 095/096/097/098 Reverse Clutch (Cushion) .058" (2 Teeth).....	1	TBA
134.....	119100	Steel, 095/096/097/098 Low/Reverse Clutch (B1) .079" (5.10" OD) 12 Teeth 1990-94.....	4-5	TBA
134.....	119100A	Steel, 095/096/097/098 Low/Reverse Clutch (B1) .057" (5.10" OD) 12 Teeth 1995-Up.....	4-6	TBA
PRESSURE PLATES				
140.....	119139A	Pressure Plate, 095/096/097/098 3-4 Clutch (Top) K3 (.125") 26 Teeth.....	1	TBA
140.....	119139AA	Pressure Plate, 095/096/097/098 3-4 Clutch (Top) K3 (28 Teeth).....	1	TBA
141.....	119139B	Apply Plate, 095/096/097/098 3-4 Clutch (Bottom) K3 (26 Teeth).....	1	TBA
141.....	119139BA	Apply Plate, 095/096/097/098 3-4 Clutch (Bottom) K3 (28 Teeth).....	1	TBA
144.....	119134	Pressure Plate, 095/096/097/098 Intermediate Clutch (Front) B2.....	1	TBA
145.....	119134AA	Apply Plate, 095/096/097/098 Intermediate Clutch (Rear) B2.....	1	TBA
148.....	119131	Pressure Plate, 095/096/097/098 Forward Clutch (Top) K1.....	1	TBA
149.....	119131AA	Apply Plate, 095/096/097/098 Forward Clutch (Bottom) K1.....	1	TBA
150.....	119131	Press Plate, 095/096/097/098 Rev Clu (Top) K2 .171" Thick On ID (.188" Thick On OD).....	1	TBA
150.....	119131A	Press Plate, 095/096/097/098 Rev Clu (Top) K2 .121" Thick On ID, .188" Thick On OD.....	1	TBA
150.....	119131B	Pressure Plate, 095/096/097/098 Reverse Clutch (Top) K2 .251" Overall Thickness.....	1	TBA
154.....	119130A	Pressure Plate, 095/096/097/098 Low/Reverse Clutch (Top) B1.....	1	TBA
VALVE BODY KITS				
165.....	K119908	Shift Kit, 095/096 (01M) Fits Units With Round Lip Seal Grommet Type Filter 1995-Up.....	1	SK-VW-01M
SEALING RINGS				
175.....	K119903	Ring Kit, 095/096/097/098.....	1	TBA
177.....	119301	Ring, 095/096/097/098 Input Shaft.....	2	TBA
178.....	119302	Ring, 095/096/097/098 Turbine Shaft.....	4	TBA
179.....	119303	Ring, 095/096/097/098 Reverse Clutch.....	2	TBA
181.....	119304	Ring, 095/096/097/098 Forward Clutch.....	1	TBA
WASHERS & BEARINGS				
200.....	K119907	Washer Kit, 095/096/097/098.....	1	TBA

AG4, 095, 096 (01M), 097 (01N), 098 (01P)

ILL#	Part#		QTY	REF#
211	119403	Washer, 095/096/097/098 Stator To Reverse Drum (.038" Thick, Plastic)	1	095-323-345
211	119403A	Washer, 095/096/097/098 Stator To Reverse Drum (.046" Thick, Plastic)	1	095-323-345A
211	119403B	Washer, 095/096/097/098 Stator To Reverse Drum (.054" Thick, Plastic)	1	095-323-345B
211	119403C	Washer, 095/096/097/098 Stator To Reverse Drum (.062" Thick, Plastic)	1	095-323-345C
211	119403D	Washer, 095/096/097/098 Stator To Reverse Drum (.069" Thick, Plastic)	1	095-323-345D
214	119415	Bearing W/Race, 095/096/097/098 3-4 Clutch Drum To 3-4 Clutch Hub	1	TBA
217	119416	Cage Bearing, 095/096/097/098 3-4 Clutch Hub To Drive Hub	1	095 323 907
218	119417	Bearing, 095/096/097/098 3-4 Clutch Hub To Drive Hub	1	095 323 909
229	119404	Washer, 095/096/097/098 Rev Clu Drum To Fwd Clu Drum (Plastic)(.045" Thk)	1	TBA
231	119440	Race, 095/096/097/098 Forward Clutch Drum To 3-4 Clutch Drum (Front)	1	095 323 165
232	119418	Bearing, 095/096/0947/098 Forward Clutch Drum To 3-4 Clutch Drum	1	TBA
233	119441	Race, 095/096/097/098 Forward Clutch Drum To 3-4 Clutch Drum (Rear)	1	TBA
235	119419	Bearing, 095/096/097/098 Drive Hub To Sun Shell	1	095 323 708
236	119442	Race, 095/096/097/098 Drive Hub To Sun Shell	1	095 323 714
241	119420	Bearing, 095/096/097/098 Sun Shell To Rear Sun Gear 1990-92	1	095 323 727
241	119420A	Bearing, 095/096/097/098 Sun Shell To Rear Sun Gear 1993-95	1	095 323 727B
242	119443	Race, 095/096/097/098 Sun Shell To Rear Sun Gear	1	095 323 715
250	119402	Race, 095/096/097/098 Planet To Ring Gear (Front)	1	095 323 739
251	119421	Bearing, 095/096/097/098 Planet To Ring Gear	1	TBA
252	119401	Race, 095/096/097/098 Planet To Ring Gear (Rear)	1	095 323 743A
254	119977	Tapered Bearing, 095/096/097/098 Ring Gear To Case	2	003 519 185
255	119978	Cup Race, 095/096/097/098 Ring Gear To Case	2	TBA
262	119405	Washer, 095/096/097/098 Collar To Bearing	1	TBA
264	119444	Collar/Nut, 095/096/098 Rear Planet Ring Gear To Case Bearing	1	TBA
272	119422	Bearing W/Races, 095/096/098 Rear Planet Ring Gear To Collar/Nut	1	TBA
273	119978A	Cup Race, 095/096/097/098 Pinion Bearing Cup	1	TBA
274	119977A	Tapered Bearing, 095/096/097/098 Pinion	1	TBA
275	119406	Washer, 095/096/097/098 Axle Flange To Differential Housing	1	TBA
276	119407	Washer, 095/096/097/098 Park Gear To Pinion Bearing	1	TBA
280	119978B	Cup Race, 095/096/097/098 Driven Transfer Gear Bearing	1	TBA
281	119977B	Tapered Bearing, 095/096/097/098 Driven Transfer Gear	1	TBA
283	119423	Bearing W/Races, 095/096/097/098 Transfer Driven Gear To Bolt	1	TBA
284	119445	Spacer, 095/096/097/098 Under Forward Clutch Beveled Spring	1	TBA
285	119446	Shim, 095/096/097/098 Under Forward Clutch Beveled Spring	1	TBA
288	119978C	Cup Race, 095/096/097/098 Differential Bearing Cup (Rear)	1	TBA
289	119977C	Tapered Bearing, 095/096/097/098 Differential (Rear)	1	TBA
291	119978D	Cup Race, 095/096/097/098 Differential Bearing Cup (Front)	1	TBA
292	119977D	Tapered Bearing, 095/096/097/098 Differential (Front)	1	TBA
GASKETS & RUBBER COMPONENTS				
300	119500	Gasket, 095/096/01M Bottom Pan	1	TBA
300	119500A	Gasket, 097 Bottom Pan	1	TBA
300	119500C	Gasket, 01N Bottom Pan	1	TBA
300	119500B	Gasket, 098/099/01P Bottom Pan	1	TBA
303	119506	Gasket, 095/096/097/098 Differential Cover	1	TBA
304	119505	Gasket, 095/096/097/098 Transfer Gear Cover	1	TBA
310	119503	Gasket, 095/096/097/098 Pump 1989-12/1994 (German Built)	1	TBA
310	119503A	Gasket, 095/096/097/098 Pump 1/1995-Up	1	TBA
311	119522	O-Ring, 095/096/097/098 Pump	1	TBA
326	119501	Gasket, 095/096/097/098 Filter	1	TBA
TECHNICAL MANUALS				
400	TM096-097	Technical Manual, 095/096/097/098	1	TBA
ELECTRICAL COMPONENTS				
410	119987A	PRNDL/Multi-Function Switch, 095/096/098 (7 Prong) (1 Bolt) (Cast # 095 919 823A)	1	TBA
410	119987B	PRNDL/Multi-Function Switch, 095/096/098 (7 Prong) (1 Bolt) (Cast # 095 919 823B)	1	TBA
410	119987	PRNDL/Multi-Function Switch, 095/096/098 (7 Prong) (1 Bolt) (Cast # 095 919 823F)	1	095-919-823-F
421	119952	Solenoid, 095/096/097/098 Shift (Takes 6 Per Transmission)	6	TBA
431	119954	Solenoid, 095/096 EPC/Lock-Up	1	TBA
NI	119958	Sensor, Output Speed, 095/096/01M/01N, 3-Terminal, 12" Harness, 99-05	1	01M-927-321-B
NI	119958A	Sensor, Output / Input Speed, 095/096/01M, 2-Terminal Rectangle Conn, No Harm, 90-06	1	095-927-321-A/C
NI	119959	Sensor, Input Speed, 095/096, 2-Terminal "D"-Shaped Conn, No Harm, 99-05	1	095-927-321-B
446	119957	Harness W/ Case Connector, 095/096, 1990-04 (12" Harness, Can Use 119957A)	1	096-927-365
446	119957A	Harness W/ Case Connector, 01M, 1995-Up (18" Harness Can Use For 1990-04 119957)	1	01M-927-365
446	119957B	Harness W/ Case Connector, 097/01N, 1990-Up	1	097-927-365-D
446	119957C	Harness W/ Case Connector, 098/01P, 1990-Up	1	098-927-365A
446	119957R	Harness W/ Case Connector, Universal 095/096/01M/097/01N/098/01P, 1990-Up (Rostra)	1	350-0070

AG4, 095, 096 (01M), 097 (01N), 098 (01P)

ILL#	Part#		QTY	REF#
MISCELLANEOUS COMPONENTS				
490.....	119490	Vent, 095/096/097/098 Case.....	1	TBA
491.....	119491	Vent, 095/096/097/098 Differential.....	1	TBA
PUMPS & PUMP COMPONENTS				
500.....	119912	Pump Complete, 095/096/097/098.....	1	TBA
500.....	119912A	Pump Complete, 01M, Cast # 01M-321-247.....	1	TBA
510.....	119916	Pump Body W/Gears, 095/096/097/098 (Cast # 095 321 247B).....	1	TBA
510.....	119916B	Pump Body W/Gears, 095/096/097/098 (Cast # 01M 321 247).....	1	TBA
520.....	119915A	Stator, 095/096/097/098 With 4 Large Holes & 1 Small Hole Inside Tube (No Check Valves On Flat Surface Of Stator).....	1	TBA
520.....	119915B	Stator, 095/096/097/098 With 4 Large Holes & 1 Small Hole Inside Tube (With 1 Check Valve On Flat Surface Of Stator).....	1	TBA
520.....	119915C	Stator, 095/096/097/098 With 10 Feed Holes Inside Tube.....	1	TBA
520.....	119915D	Stator, 095/096/097/098 With 4 Large Holes & 1 Small Hole Inside Tube (With 3 Check Valves On Flat Surface Of Stator).....	1	TBA
DRUMS, HUBS & CENTER SUPPORTS				
550.....	119917A	Drum, 095/096/097/098 3-4 Clutch With Solid Shaft (5 Clutch) 26 Teeth Steels 1989-94.....	1	TBA
550.....	119917B	Drum, 095/096/097/098 3-4 Clutch With Solid Shaft (4 Clutch) 28 Teeth Steels 1989-94.....	1	TBA
550.....	119917C	Drum, 095/096/097/098 3-4 Clutch With Solid Shaft (5 Clutch) 28 Teeth Steels 1989-94.....	1	TBA
550.....	119917D	Drum, 095/096/097/098 3-4 Clutch With Hollow Shaft (4 Clutch) 28 Teeth Steels 1995-Up.....	1	TBA
550.....	119917E	Drum, 095/096/097/098 3-4 Clutch With Hollow Shaft (5 Clutch) 28 Teeth Steels 1995-Up.....	1	TBA
554.....	119920	Drum, 095/096/097/098 Forward With Shaft (5 Clutch) 1990-95 (Uses A Bellville Spring).....	1	TBA
554.....	119920A	Drum, 095/096/097/098 Fwd With Shaft (5-Clu) 1990-95 (Does Not Use Bellville Spring).....	1	TBA
554.....	119920B	Drum, 095/096/097/098 Forward Less Shaft 1996-Up.....	1	TBA
556.....	119918	Drum, 095/096/097/098 Reverse Clutch (5 Clutch).....	1	TBA
570.....	119741A	Clutch Hub, 095/096/097/098 3-4 Clu Hub W/ Solid Shaft (Fits Shell W/ 24T Sun Gear).....	1	TBA
570.....	119741B	Clutch Hub, 095/096/097/098 3-4 Clu Hub W/ Solid Shaft (Fits Shell W/ 27T Sun Gear).....	1	TBA
574.....	119742A	Clutch Hub, 095/096/097/098 Forward Clutch.....	1	TBA
584.....	119821	Planet, 095/096/097/098 Rear (W/Out Sun Gear - Sun Gear Slides Out).....	1	TBA
584.....	119821A	Planet, 095/096/097/098 Rear (W/ Sun Gear - Sun Gear Stays In The Planet).....	1	TBA
614.....	119755A	Sun Gear, 095/096/097/098 Rear (21 Teeth).....	1	TBA
622.....	119764A	Shell, 095/096/097/098 With Sun Gear (27 Teeth).....	1	TBA
622.....	119764B	Shell, 095/096/097/098 With Sun Gear (27 Teeth) 1.890" OD Where Gear Rides.....	1	TBA
624.....	119743A	Hub, 095/096/097/098 Drive With Hollow Shaft (Fit Shell With 24T Sun Gear).....	1	TBA
624.....	119743B	Hub, 095/096/097/098 Drive With Hollow Shaft(Fits Shell With 27T Sun Gear).....	1	TBA
630.....	119826A	Center Support, 095/096/097/098 Rear.....	1	TBA
SPRAGS & ONE WAY CLUTCHES				
654.....	119727	Sprag, 095/096/097/098 Rear.....	1	TBA
GEARS, DIFFERENTIALS & DIFFERENTIAL COMPONENTS				
690.....	119824A	Gear, 095/096/097/098 Park (10 Teeth).....	1	TBA
710.....	119809	Gear, 095/096/097/098 Transfer Drive With Ring Gear (62 Teeth).....	1	TBA
710.....	119809A	Gear, 095/096/097/098 Transfer Drive With Ring Gear (71 Teeth).....	1	TBA
710.....	119809B	Gear, 095/096/097/098 Transfer Drive With Ring Gear (72 Teeth).....	1	TBA
710.....	119809C	Gear, 095/096/097/098 Transfer Drive With Ring Gear (75 Teeth).....	1	TBA
710.....	119809D	Gear, 095/096/097/098 Transfer Drive With Ring Gear (45 Teeth) (.745" Thick).....	1	TBA
710.....	119809E	Gear, 095/096/097/098 Transfer Drive With Ring Gear (45 Teeth) (.930" Thick).....	1	TBA
712.....	119810	Gear, 095/096/097/098 Transfer Driven (75 Teeth).....	1	TBA
712.....	119810A	Gear, 095/096/097/098 Transfer Driven (61 Teeth).....	1	TBA
712.....	119810B	Gear, 095/096/097/098 Transfer Driven (51 Teeth).....	1	TBA
712.....	119810C	Gear, 095/096/097/098 Transfer Driven (44 Teeth)(.828" Thick).....	1	TBA
712.....	119810D	Gear, 095/096/097/098 Transfer Driven (73 Teeth).....	1	TBA
712.....	119810E	Gear, 095/096/097/098 Transfer Driven (63 Teeth)(.750" Thick)(4.700" OD).....	1	TBA
713.....	119641	Retainer, 095/096/097/098 (Aluminum) 4-Bolt.....	1	TBA
713.....	119641A	Retainer, 095/096/097/098 (Steel) 4-Bolt.....	1	TBA
715.....	119910	Differential W/Ring Gear, 095/096/097/098, 76T, No-Groove, 2-22-Roller Bearings.....	1	TBA
715.....	119910A	Differential W/Ring Gear, 095/096/097/098, 76T, No-Groove, 23/24-Roller Bearings.....	1	TBA
715.....	119910B	Differential W/Ring Gear, 095/096/097/098, 68T, 5-Groove, 2-24-Roller Bearings.....	1	TBA
715.....	119910C	Differential W/Ring Gear, 095/096/097/098, 76T, 2-Groove, 2-24-Roller Bearings.....	1	TBA
715.....	119910D	Differential W/Ring Gear, 095/096/097/098, 64T, 4-Groove, 2-24-Roller Bearings.....	1	TBA
715.....	119910E	Differential W/Ring Gear, 095/096/097/098, 74T, 3-Groove, 2-23-Roller Bearings.....	1	TBA
715.....	119910F	Differential W/Ring Gear, 095/096/097/098, 74T, 3-Groove, 23/24-Roller Bearings.....	1	TBA
716.....	119909	Differential Housing, 095/096/097/098 Less Ring Gear.....	1	TBA
720.....	119845	Ring Gear, 095/096/097/098 Differential (76 Teeth).....	1	TBA
724.....	119642	Retainer, 095/096/097/098 Differential Bearing (Front).....	1	TBA

AG4, 095, 096 (01M), 097 (01N), 098 (01P)

ILL#	Part#		QTY	REF#
725	119643	Retainer, 095/096/097/098 Differential Bearing (Rear)	1	TBA
730	119846	Pinion, 095/096/097/098 (18 Teeth)	1	TBA
735	119644	Retainer, 095/096/097/098 Pinion Bearing (Aluminum)	1	TBA
VALVE BODIES (DACCO VB#)				
740	VW-8902	Valve Body, 095/096, Kidney Shape Filter Inlet, 1990-94	1	TBA
740	VW-8903	Valve Body, 01M, Round Filter Inlet, 1-Aluminum Plug, W/Out Exhaust Hole 1994-96	1	TBA
740	VW-8904	Valve Body, 01M, Round Filter Inlet, 2-Aluminum Plugs, W/Out Exhaust Hole, Cast # 01M 325 105, 1997-98	1	TBA
740	VW-8905	Valve Body, 01M, Round Filter Inlet, 2-Aluminum Plugs, W/ Exhaust Hole, Cast# 01M 325 105F 1999-Up	1	TBA
VALVE BODIES				
740	119754A	Valve Body, 095/096/097/098 (Cast # 283E) 1995-97	1	TBA
740	119754AA	Valve Body, 095/096/097/098 (Cast # 283E) 1998-Up	1	TBA
740	119754B	Valve Body, 095/096/097/098 (Cast # 283F) 1995-97	1	TBA
740	119754BA	Valve Body, 095/096/097/098 (Cast # 283F) 1998-Up	1	TBA
740	119754C	Valve Body, 095/096/097/098 (Cast # 283A) 1995-97	1	TBA
740	119754CA	Valve Body, 095/096/097/098 (Cast # 283A) 1998-Up	1	TBA
740	119754D	Valve Body, 095/096/097/098 (Cast # 283) 1995-97	1	TBA
740	119754DA	Valve Body, 095/096/097/098 (Cast # 283) 1998-Up	1	TBA
VALVE BODY COMPONENTS				
741	119940-01K	Kit, TCC Boost Valve, Sleeve & Spring, 01M, 01P	1	Sonnax
741	119940-03K	Kit, Main Pressure Regulator, 01M, 01P, Requires: F-119940-TL3 & VB-FIX	1	Sonnax
741	119940-04K	Valve, Oversized TCC Regulator, 01M, 01P, Requires: 119940-TL4	1	Sonnax
741	119940-05K	Valve Kit, Boost Regulator, 01M, 01P, Requires: 119940-TL5 & VB-FIX	1	Sonnax
741	119940-06K	Valve Kit, Solenoid Regulator, 096, 098, 01M, 01P, Requires: 119940-TL6 & VB-FIX	1	Sonnax
CASES, COVERS & PANS				
758	119704A	Cover, 095/096/097/098 Differential	1	TBA
759	119705A	Cover, 095/096/097/098 Rear	1	TBA
760	119701A	Case, 095/096/097/098 (Cast # 096 321 105AE)	1	TBA
760	119701AA	Case, 095/096 (01M) (Cast # 105E)	1	TBA
760	119701AB	Case, 095/096 (01M) (Cast # 105F)	1	TBA
765	119801	Pan, 095/096/097/098 Bottom With Drain Plug	1	TBA
765	119801A	Pan, 095/096/097/098 Bottom No Drain Plug	1	TBA
774	119731	Housing, 095/096/097/098 Driven Speed-O Gear (Black Plastic) (3 Blade Connector)	1	TBA
796	119081	Nut, 095/096/097/098 For Driven Gear	1	TBA
838	119931	Axle Flange, 095/096/097/098	1	TBA
NI	119839	Flange Shaft Cover (Bonded) 096/01M/01N	2	020-409-289B
NI	119839A	Flange Shaft Cover (Bonded) 098/01P/099	2	002-517-289A
NI	119839A	Pinion Shaft Cover (Bonded) 097/01N	1	097-321-073A
842	119621	Bracket, 095/096/097/098 Holds Driven Speed-O Housing On	1	TBA
SNAP RINGS, PISTONS & MISCELLANEOUS				
852	119141	Cushion, 095/096/097/098 Intermediate Clutch	1	TBA
857	119142	Cushion, 095/096/097/098 Low/Reverse Clutch	1	TBA
892	119601	Snap Ring, 095/096/097/098 Holds Reverse Pressure Plate In Drum (.063")	1	TBA
892	119601A	Snap Ring, 095/096/097/098 Holds Reverse Pressure Plate In Drum (.071")	1	TBA
892	119601B	Snap Ring, 095/096/097/098 Holds Reverse Pressure Plate In Drum (.079")	1	TBA
892	119601C	Snap Ring, 095/096/097/098 Holds Reverse Pressure Plate In Drum (.087")	1	TBA
958	119632	Tube, 095/096/097/098 Intermediate Support	1	TBA
960	119827	Piston, 095/096/097/098 3-4 Clutch (K3) (Bonded) 1990-94	1	TBA
960	119827A	Piston, 095/096/097/098 3-4 Clutch (K3) (Bonded) 1995-Up	1	TBA
962	119823	Piston, 095/096/097/098 Intermediate Clutch (B2)(Bonded) 1990-Up	1	TBA
964	119825	Piston, 095/096/097/098 Forward Clutch (K1)(Bonded) 1990-94	1	TBA
964	119825A	Piston, 095/096/097/098 Forward Clutch (K1)(Bonded) 1995-Up	1	TBA
966	119824	Piston, 095/096/097/098 Reverse Clutch (Bonded) 1989-Up	1	TBA
967	119829	Piston, 095/096/097/098 Low/Reverse Clutch (B1)(Bonded) 1990-Up	1	TBA
970	119970	Beveled Spring, 095/096/097/098 3-4 Clutch Return	1	TBA
971	119971	Spring, 095/096/097/098 3-4 Clutch Return	1	TBA
972	119976	Retainer W/Springs, 095/096/097/098 Intermediate Clutch	1	TBA
974	119976A	Retainer W/Springs, 095/096/097/098 Forward Clutch	1	TBA
976	119976B	Retainer W/Springs, 095/096/097/098 Reverse Clutch	1	TBA
977	119975	Diaphragm Spring, 095/096/097/098 Axle Flange	1	TBA
979	119979	Spring, 095/096/097/098 Axle Flange	1	TBA
980	119980	Retainer, 095/096/097/098 3-4 Clutch Spring (Bottom)	1	TBA

AG4, 095, 096 (01M), 097 (01N), 098 (01P)

ILL#	Part#		QTY	REF#
981.....	119981	Retainer, 095/096/097/098 3-4 Clutch Spring (Top)	1	TBA
981.....	119828	Retainer, 095/096/097/098 3-4 Clutch Spring (Bonded) 1995-Up	1	TBA
984.....	119984	Diaphragm Spring, 095/096/097/098 Forward Clutch	1	TBA
984.....	119826	Retainer, 095/096/097/098 Forward Clutch Spring (Bonded) 1995-Up	1	TBA
988.....	119988	Cooler, 095/096/097/098 External (Mounts To Case)	1	TBA
989.....	119989	Retainer, 095/096/097/098 Axle Spring	1	TBA
991.....	119631	Linkage Assembly, 095/096/097/098 Internal	1	TBA
995.....	119995	Park Pawl Assembly, 095/096/097/098	1	TBA
998.....	119814-01K.....	Remote Cooler Adapter, 096/097/098 (Replaces Oil Cooler On Top Of Transmission	1	119814-01K
.....	For Use With External Cooler (Sonnax)