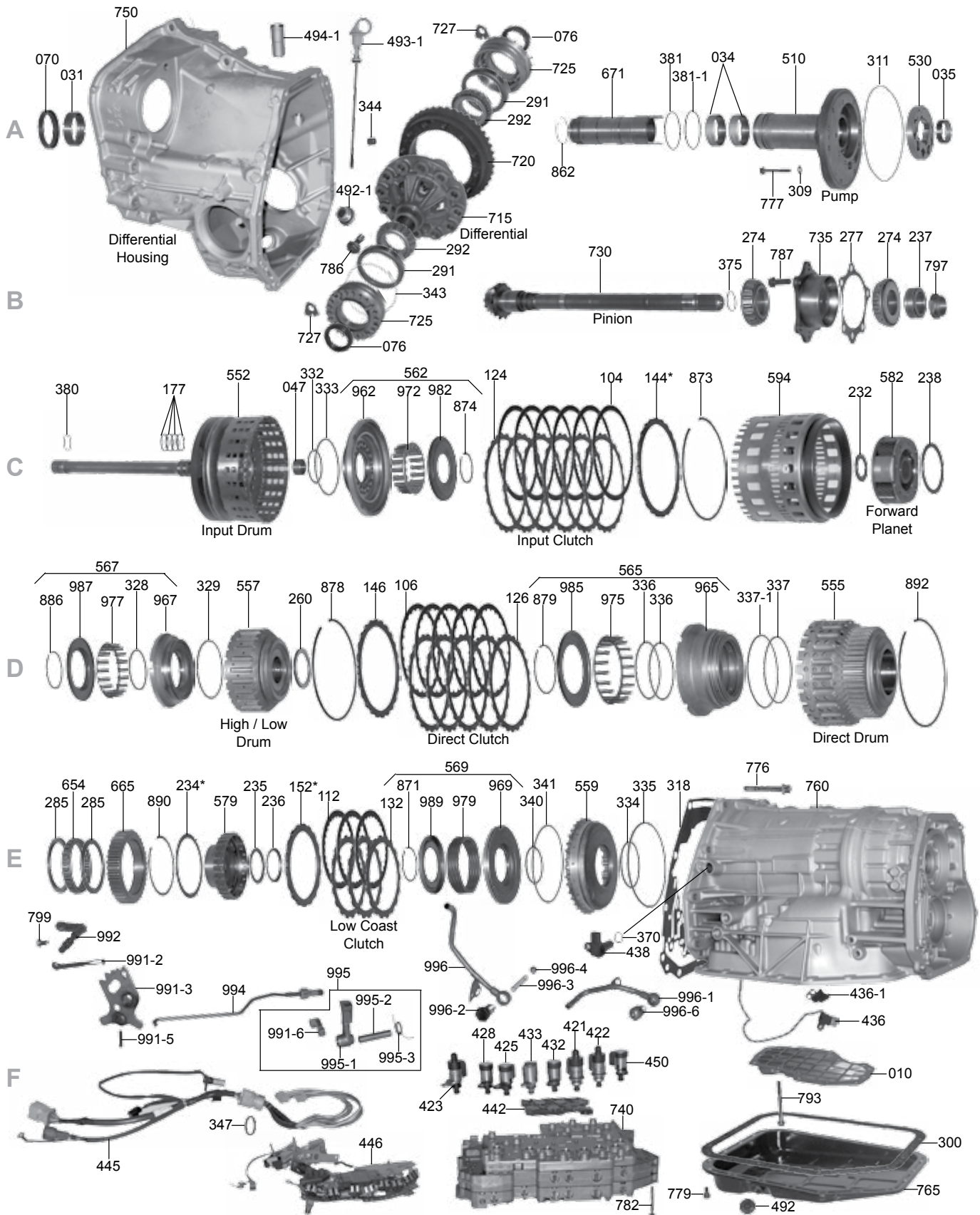
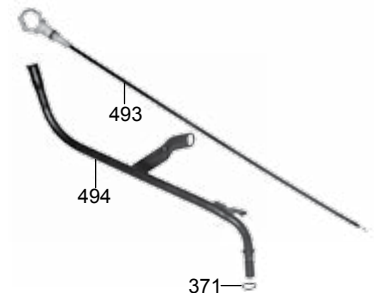
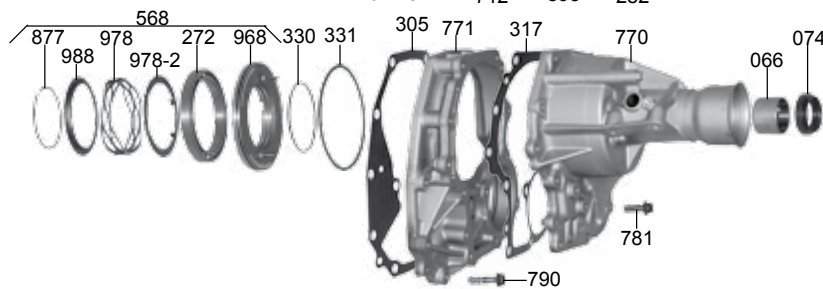
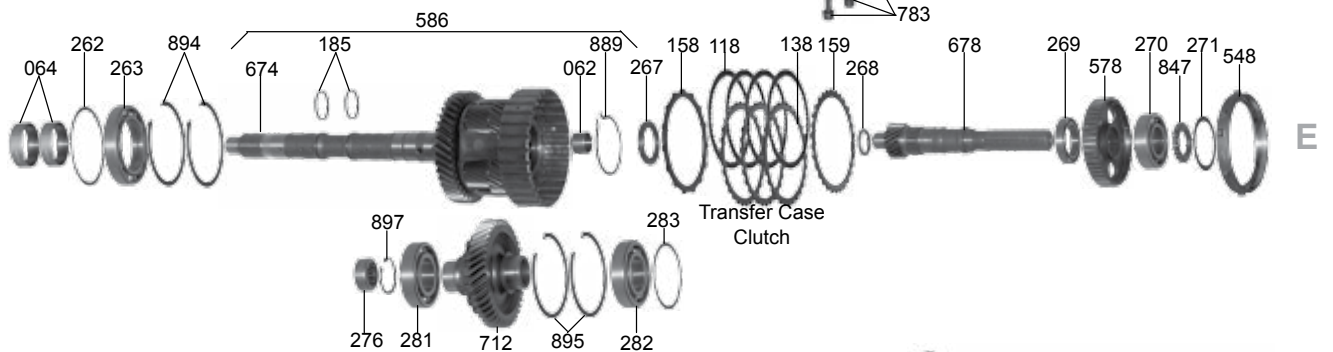
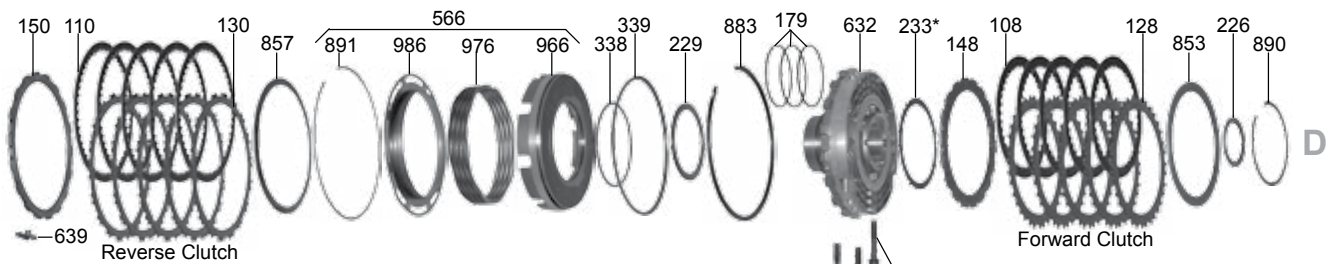
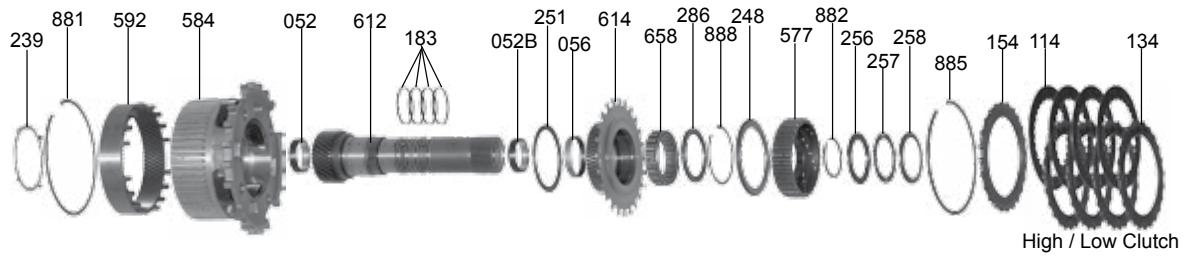
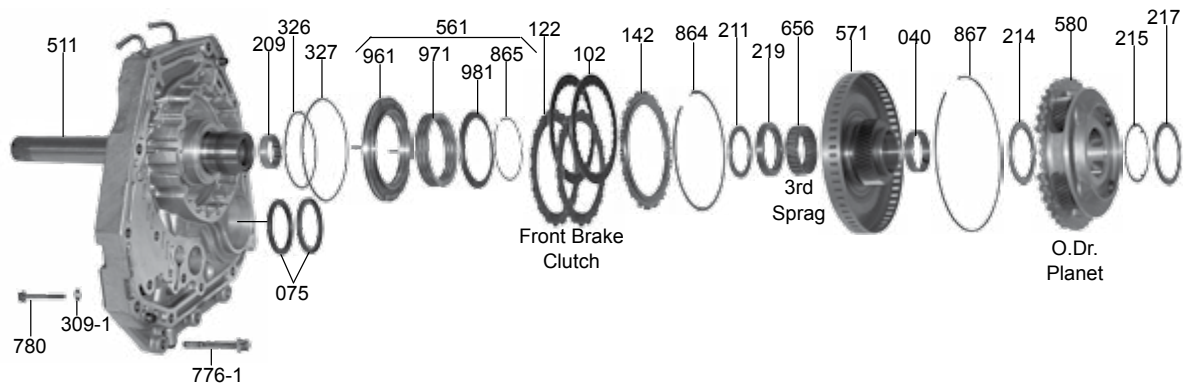


5EAT 5-SPEED





A

B

C

D

E

F

5EAT 5-SPEED

ILL#	Part#		QTY	REF#
OVERHAUL KITS & PISTON KITS				
NI.....	K131900.....	Overhaul Kit, 5EAT W/Pistons, 2005-Up	1	N/A
NI.....	K131900X	Overhaul Kit, 5EAT W/Out Pistons, 2005-Up	1	N/A
NI.....	K123900-99.....	Kit, Bonded Piston Retainers, 5EAT, 3-Pistons, 2005-Up	1	N/A
MASTER L/STEEL KITS				
NI.....	DK13100S.....	Master L/Steels Kit, 5EAT W/Pistons, 2005-Up	1	N/A
NI.....	DK13100XS	Master L/Steels Kit, 5EAT W/Out Pistons, 2005-Up	1	N/A
MASTER W/STEELS KITS				
NI.....	DK13100	Master W/Steels Kit, 5EAT W/Pistons, 2005-Up	1	N/A
NI.....	DK13100X.....	Master W/Steels Kit, 5EAT W/Out Pistons, 2005-Up	1	N/A
FILTERS				
010.....	131710	Filter, 5EAT Internal (16 Bolt) 2005-08	1	TBA
010.....	131710A.....	Filter, 5EAT Internal (Plastic) 2009-Up	1	TBA
010.....	131710B.....	Filter, 5EAT Internal (Metal) 2009-Up	1	TBA
013.....	69710M	Filter, 5EAT, External, Spin-On, 2005-08	1	38325-AA032
BUSHINGS				
030.....	K131901.....	Bushing Kit, 5EAT, 2005-Up	1	TBA
034.....	131005	Bushing, 5EAT Pump Body Tube (Front & Rear)(.725" Thick)(1.875" OD) 2005-Up (Takes 2)	2	TBA
035.....	131006	Bushing, 5EAT Inner Pump Gear (.410" Thick)(1.575" OD)(1.395" ID) 2005-Up	1	TBA
040.....	123017	Bushing, 5EAT Front Brake Clutch Hub 2005-Up	1	TBA
047.....	123009	Bushing, 5EAT Input Clutch Drum (Rear) 2005-Up	1	TBA
052.....	123018	Bushing, 5EAT Forward Sun Gear Shaft (Front) (1.240" ID)(With Dimples) 2005-Up	1	TBA
052.....	123018B.....	Bushing, 5EAT Forward Sun Gear Shaft (Rear)(1.353" ID) 2005-Up	1	TBA
056.....	123019	Bushing, 5EAT Rear Sun Gear (1.948" ID) 2005-Up	1	TBA
062.....	131007	Bushing, 5EAT Intermediate Shaft/Sun Gear (.460" Thick)(.990" OD)(.850" ID) 2005-Up	1	TBA
064.....	131008	Bushing, 5EAT Case (Rear) (.375" Thick)(1.545" OD)(1.385" ID) 2005-Up (Takes 2)	2	TBA
066.....	131020	Bushing, 5EAT Rear Extension Housing (1.378" ID)(1.652" Long) 2005-Up	1	TBA
METAL CLAD SEALS				
070.....	69208	Seal, 5EAT Front (.390" Thick)(2.580" OD)(1.955" ID) 2005-Up	1	TBA
072.....	69209	Seal, 5EAT, Manual Lever	1	TBA
074.....	66558	Seal, 5EAT Rear Extension Hsg/Transfer Case, 2005-Up	1	TBA
075.....	69210	Seal, 5EAT Pinion Shaft/Front Output, 2005-Up	2	TBA
076.....	66547A.....	Seal, 5EAT Axle (Right Side) 2005-Up	1	TBA
076.....	66546A.....	Seal, 5EAT Axle (Left Side) 2005-Up	1	TBA
FRICTIONS				
102.....	131101	Friction, 5EAT Front Brake Clutch (Low) (.062")(30 Teeth)(5.225" OD) 2005-Up	2	TBA
104.....	123101	Friction, 5EAT Input/Interm Clutch (.069")(60 Teeth)(6 3/8" OD) 2005-Up	6	TBA
106.....	123106	Friction, 5EAT Direct Clutch (.071")(24 Teeth)(6 1/4" OD) 2005-Up	5	TBA
108.....	123105	Friction, 5EAT Forward Clutch (.061")(39 Teeth)(5.784" OD) 2005-Up	5	TBA
110.....	123103	Friction, 5EAT Reverse Clutch (.069")(50 Teeth)(6 5/8" OD) 2005-Up	5	TBA
112.....	123104	Friction, 5EAT Low Coast Clutch (.063")(30 Teeth)(5.216" OD) 2005-Up	3	TBA
114.....	123102	Friction, 5EAT High-Low Clutch (.063")(30 Teeth)(4.915" OD) 2005-Up	4	TBA
118.....	69108B.....	Friction, 5EAT Transfer Case Clutch (.071")(50 Teeth)(4.650" OD) 2005-Up	4	TBA
STEELS				
122.....	131100	Steel, 5EAT Front Brake Clutch (.110")(18 Teeth)(4.242" ID) 2005-Up	2	TBA
124.....	123111.....	Steel, 5EAT Input/Interm Clutch (.079")(24 Teeth)(5.673" ID) 2005-Up	6	TBA
126.....	123116	Steel, 5EAT Direct Clutch (.094")(24 Teeth)(5.539" ID) 2005-Up	5	TBA
128.....	123115	Steel, 5EAT Forward Clutch (.079")(18 Teeth)(4.895" ID) 2005-Up	5	TBA
130.....	123113	Steel, 5EAT Reverse Clutch (.079")(18 Teeth)(5 15/16" ID) 2005-Up	5	TBA
132.....	123114	Steel, 5EAT Low Coast Clutch (.079")(18 Teeth)(4.449" ID) 2005-Up	3	TBA
134.....	123112	Steel, 5EAT High/Low Clutch (.094")(24T)(3.735" ID)(.210" Wide Teeth) 2005-Up	4	TBA
138.....	69118AK.....	Steel, 5EAT Transfer Clutch (.063")(30 Teeth) 2005-Up	3	TBA
PRESSURE PLATES				
142.....	131715	Pressure Plate, 5EAT Front Brake Clutch, .148", 18T, 4.245" ID, 2005-Up	1	TBA
144.....	123715	Pressure Plate, 5EAT Input Clutch, .180", 24T, 5.682" ID, 2005-Up	1	TBA
146.....	123716	Pressure Plate, 5EAT Direct Clutch (.154")(24 Teeth)(5.539" ID) 2005-Up	1	TBA
148.....	123717	Pressure Plate, 5EAT Forward Clutch, .133", 18T, 4.895" ID, 2005-Up	1	TBA
148.....	123717A.....	Pressure Plate, 5EAT Forward Clutch, .146", 18T, 4.895" ID, 2005-Up	1	TBA
148.....	123717B.....	Pressure Plate, 5EAT Forward Clutch, .165", 18T, 4.895" ID, 2005-Up	1	TBA
148.....	123717C.....	Pressure Plate, 5EAT Forward Clutch, .173", 18T, 4.895" ID, 2005-Up	1	TBA

ILL#	Part#		QTY	REF#
150.....	123718	Pressure Plate, 5EAT Reverse Clutch (.165") (18 Teeth) (5 15/16" ID) 2005-Up	1	TBA
150.....	123718A	Pressure Plate, 5EAT Reverse Clutch (.173") (18 Teeth) (5 15/16" ID) 2005-Up	1	TBA
150.....	123718B	Pressure Plate, 5EAT Reverse Clutch (.181") (18 Teeth) (5 15/16" ID) 2005-Up	1	TBA
150.....	123718C	Pressure Plate, 5EAT Reverse Clutch (.189") (18 Teeth) (5 15/16" ID) 2005-Up	1	TBA
150.....	123718D	Pressure Plate, 5EAT Reverse Clutch (.197") (18 Teeth) (5 15/16" ID) 2005-Up	1	TBA
150.....	123718E	Pressure Plate, 5EAT Reverse Clutch (.205") (18 Teeth) (5 15/16" ID) 2005-Up	1	TBA
152.....	123719	Pressure Plate, 5EAT Low Coast Clutch (.164") (18 Teeth) (4.442" ID) 2005-Up	1	TBA
152.....	123719A	Pressure Plate, 5EAT Low Coast Clutch (.172") (18 Teeth) (4.442" ID) 2005-Up	1	TBA
154.....	123720	Pressure Plate, 5EAT High/Low Clu (.163") (24T) (3.740" ID) (Teeth .210" Wide) 2005-Up	1	TBA
154.....	123720A	Pressure Plate, 5EAT High/Low Clutch (.172") (24T) (3.740" ID) (Teeth .210" Wide) 2005-Up	1	TBA
158.....	69719	Pressure Plate, 5EAT Transfer Clu #158 & #159 (.127") (15 Teeth) (4.110" ID) 2005-Up	2	TBA
158.....	69719B	Pressure Plate, 5EAT Transfer Clu #158 & #159 (.143") (15 Teeth) (4.110" ID) 2005-Up	2	TBA
158.....	69719A	Pressure Plate, 5EAT Transfer Clu #158 & #159 (.159") (15 Teeth) (4.110" ID) 2005-Up	2	TBA
159.....	See #158	Pressure Plate, 5EAT Transfer Clutch	1	TBA
VALVE BODY KITS				
165.....	5EAT-HD2	Reprogramming Kit, 5EAT, Short Firm Shifts With Performance, 2005-Up	1	Transgo
SEALING RINGS				
175.....	K131903	Ring Kit, 5EAT, 2005-Up	1	TBA
WASHERS & BEARINGS				
209.....	131401	Caged Needle Bearing, 5EAT Pump Cover Plate (Stator)(Rear)(1.470" OD)	1	TBA
		(Cast # NTN 7E-HKS 33X38X12-1PX1) 2005-Up		
211.....	131402	Bearing, 5EAT Pump Cover (Stator) To Front Brake Clu Hub (.141" Thk) (2.485" OD) (1.893" ID)	1	TBA
214.....	131403	Bearing W/Races, 5EAT Transfer Case Planet To Output Shaft (.143" Thick) (2.949" OD)	1	TBA
		(2.212" ID) 2005-Up (Planet Must Be Taken Apart To Get Bearing Out)		
215.....	131404	Race, 5EAT OD Planet To Input Drum (.032" Thick) (2.810" OD) (2.468" ID) (W/3 Inner Tabs)	1	TBA
217.....	123418A	Bearing W/Race, 5EAT Overdrive Planet To Input Drum (.110" Thick) (2.948" OD) (2.325" ID)	1	TBA
219.....	131405	Caged Needle Bearing, 5EAT Front Brake Clutch Hub To Stator Shaft (.350" Thick) (2.495" OD)	1	TBA
		(Cast # NTN Japan NK 46.5 x 63.3 x 9) 2005-Up		
226.....	123419A	Bearing W/Race, 5EAT (Also #235) (.125" Thick) (2.355" OD) (1.787" ID) 2005-Up	1	TBA
229.....	123420A	Bearing W/Race, 5EAT Direct Clu Drum To Center Supp (.109" Thick) (3.615" OD, 2.938" ID)	1	TBA
232.....	123421A	Bearing W/Race, 5EAT Input Drum To Forward Planet (.110" Thick) (1.842" OD) (1.145" ID)	1	TBA
233.....	123402A	Washer, 5EAT (Also #234) (W/3 Outer Tabs) (.039" Thick) (4.250" OD) (3.618" ID) 2005-Up	1	TBA
234.....	123402A	Washer, 5EAT (Also #233) (W/3 Outer Tabs) (.039" Thick) (4.250" OD) (3.618" ID) 2005-Up	1	TBA
235.....	123419A	Bearing W/Race, 5EAT (Also #226) (.125" Thick) (2.355" OD) (1.787" ID) 2005-Up	1	TBA
236.....	123433A	Race, 5EAT Low Coast Clutch Hub # 579 To Case (W/Shoulder) (2.258" OD) (1.788" ID) 2005-Up	1	TBA
237.....	131406	Spacer, 5EAT Pinion Bearing # 274 (Rear) To Nut (.700" Thick) (2.005" OD) (1.360" ID) 2005-Up	1	TBA
238.....	123422A	Bearing W/Race, 5EAT Forward Planet To Rear Planet (.118" Thick) (3.295" OD) (2.708" ID)	1	TBA
239.....	123434A	Race, 5EAT Forward Planet To Rear Planet (W/4 Outer Tabs) (.023" Thk) (3.150" OD) (2.700" ID)	1	TBA
248.....	123423A	Bearing, 5EAT Rear Sun Gear To High-Low Clu Hub (.142" Thick) (3.616" OD) (2.804" ID)	1	TBA
251.....	123424A	Bearing W/Race, 5EAT Rear Planet To Rear Sun Gear (.110" Thick) (3.137" OD) (2.600" ID)	1	TBA
256.....	123435A	Race, High-Low Clu Hub To High-Low Clu Drum (Front) (.110" Thick) (2.366" OD) (1.752" ID)	1	TBA
257.....	123425A	Bearing, High-Low Clu Hub To High-Low Clu Drum (.078" Thick) (2.350" OD) (1.756" ID)	1	TBA
258.....	123436A	Race, 5EAT High-Low Clutch Hub To High-Low Clutch Drum (Rear) (W/Outer Shoulder)	1	TBA
		(2.438" OD) (1.892" ID) 2005-Up		
260.....	123426A	Bearing W/Races, 5EAT High-Low Clutch Drum To Center Support #632 (.141" Thick)	1	TBA
		(2.618" OD) (1.916" ID) 2005-Up		
262.....	131407	Shim, 5EAT Case (Rear) To Ball Bearing # 263 (.022" Thick) (3.695" OD) (3.347" ID) 2005-Up	1	TBA
262.....	131407A	Shim, 5EAT Case (Rear) To Ball Bearing # 263 (.025" Thick) (3.695" OD) (3.347" ID) 2005-Up	1	TBA
263.....	131408	Ball Bearing, 5EAT Case (Rear) To Rear Planet (.630" Thick) (3.740" OD) (2.350" ID)	1	TBA
		(Cast # KOYO 6012R/48CS17) 2005-Up		
267.....	131409	Bearing W/Races, 5EAT Transfer Case Planet To Intermediate Shaft/Sungear (.195" Thick)	1	TBA
		(2.075" OD) (1.415" ID) 2005-Up (Planet Must Be Taken Apart To Get Bearing Out)		
268.....	131410	Washer, 5EAT Interm Shaft To Output Shaft (.109" Thk, 1.245" OD, .875" ID) 2005-Up	1	TBA
269.....	131411	Ball Bearing, 5EAT Output Shaft To Transfer Case Planet Housing (.388" Thick) (2.162" OD)	1	TBA
		(1.375" ID) (Cast # KOYO 6907) 2005-Up		
270.....	131412	Ball Bearing, 5EAT Output Shaft To Extension Housing (.670" Thick) (2.560" OD) (1.260" ID)	1	TBA
		(Cast # KOYO 62/32R) 2005-Up		
271.....	131413	Shim, 5EAT Ball Bearing # 270 To Extension Housing (.007" Thick) (2.515" OD) (2.025" ID)	1	TBA
271.....	131413A	Shim, 5EAT Ball Bearing # 270 To Extension Housing (.011" Thick) (2.515" OD) (2.025" ID)	1	TBA
271.....	131413B	Shim, 5EAT Ball Bearing # 270 To Extension Housing (.019" Thick) (2.515" OD) (2.025" ID)	1	TBA
272.....	131414	Ball Bearing, 5EAT Transfer Clutch Piston To Apply Ring (.510" Thick) (4.330" OD) (3.335" ID)	1	TBA
		(Cast # NSK 6817B) 2005-Up		
274.....	131415	Cone Brg, Pinion To Retainer (17-Roller) (.845" Thk, 1.615" ID) (# KOYO 46T0809048-1)	2	TBA
276.....	131416	Caged Needle Bearing, 5EAT Pinion Shaft To Case (Rear) (.560" Thick) (1.585" OD)	1	TBA
		(Cast # NTN 7E-HKS 29.5 X 40 X 15PX1) 2005-Up		

5EAT 5-SPEED

ILL#	Part#		QTY	REF#
277.....	131417	Shim, 5EAT Pinion Retainer To Pump Cover (.006" Thick)(6 Bolt) 2005-Up.....	1	TBA
277.....	131417A	Shim, 5EAT Pinion Retainer To Pump Cover (.013" Thick)(6 Bolt) 2005-Up.....	1	TBA
281.....	131418	Ball Bearing, 5EAT Driven Transfer Gear To Case (.710" Thick)(3.070" OD)(1.535" ID).....	1	TBA
		Cast # KOYO DG3978) 2005-Up		
282.....	131419	Ball Bearing, 5EAT Driven Transfer Gear To Extension Housing (.710" Thick)(3.150" OD).....	1	TBA
		(1.575" ID)(Cast # NSK 6208) 2005-Up		
283.....	131420	Shim, 5EAT Driven Transfer Gear Bearing # 282 To Extension Housing (.020" Thick).....	1	TBA
		(3.510" OD)(3.155" ID) 2005-Up.....		
285.....	123403A	End Cap Washer, 5EAT Rear Sprag (Brass)(3.639" OD)(2.895" ID) 2005-Up (Takes 2)	2	TBA
286.....	123404A	End Cap Washer, 5EAT 1st One Way Clutch (Brass)(2.600" OD)(1.945" ID) 2005-Up	1	TBA
291.....	131421	Cup Race, 5EAT Differential To Bell Housing (Both Sides)(.510" Thick)(3.150" OD)(2.485" ID).....	2	TBA
		(Cast # KOYO STB4080) 2005-Up (Takes 2).....		
292.....	131422	Cone Bearing, 5EAT Differential To Bell Housing (Both Sides)(17 Rollers)(1.575" ID)	2	TBA
		(Cast # KOYO STB4080) 2005-Up (Takes 2).....		

GASKETS & RUBBER COMPONENTS

300.....	131500	Gasket, 5EAT (Subaru) Bottom Pan 2005-Up.....	1	TBA
305.....	131518	Gasket, 5EAT Case To Transfer Case Adapter (14 Holes) 2005-08.....	1	31496-AA000
305.....	121518A	Gasket, 5EAT Case To Transfer Case Adapter (14 Holes) 2009-Up	1	31496-AA010
309.....	131509	Washer/Seal, 5EAT Bolt # 780 To Pump Cover Plate (.069" Thick)(.790" OD)(.380" ID)	11	TBA
311.....	131211	O-Ring, 5EAT, Pump, 2005-Up.....	1	806900160
317.....	131515	Gasket, 5EAT Adapter To Transfer Case Extension Hsg (15 Holes Plus 1 Large Hole)	1	TBA
318.....	131510	Gasket, 5EAT Pump Cover Plate To Case (Metal) 2005-Up	1	31339-AA160

ELECTRICAL COMPONENTS

410.....	131991	PRNDL Switch, 5EAT (7 Prong Connector)(W/3 Bolt Bracket) 2005-Up.....	1	TBA
421.....	123934A	Solenoid, 5EAT, Input CI (#421) Direct CI (#422) High-Low/Rev CI (#423) (#260 130 030).....	1-3	31941-90X00
		Rubber Tip On Opposite End Of O-Ring, 2005-Up		
422.....	123933A	Solenoid, 5EAT, TCC (#425) Line Pressure (#428) Transfer CI (#432) Front Brake CI (#450)	1-4	31941-90X01
		(#260 130 031) Has Flat End On Opposite End Of O-Ring, 2005-Up.....		
433.....	131935	Solenoid, 5EAT Low Coast Brake (Is Flat W/Hole On Opposite End Of O-Rings) 2005-Up	1	TBA
436-1	131631	Bracket, 5EAT (2 Bolt Holes) (Holds VSS Wire Harness To Case) 2005-Up	1	TBA
436.....	131958	Sensor, 5EAT VSS (1-Hole Bracket, Bolts To Bottom Rear Case)(13" Harness, 3-Pin Conn)	1	TBA
438.....	131954	Sensor, 5EAT ISS (W/1 Bolt Bracket)(3 Pin Connector) 2005-Up.....	1	TBA
442.....	131952	Fluid Pressure Sensor/Switch, 5EAT (8-Prong Conn)(Has 5 Sensors)(Black Plastic) 2005-Up	1	TBA
445.....	131986	Wire Harness, 5EAT Internal & External (1 Fifteen Wire & 1 Twelve Wire Green Internal	1	TBA
		Connector)(1 Twenty Prong Grey, 1 Eight Prong Brown & 1 Three Prong Black External.....		
		Connector & 1 Sensor) 2005-Up		
446.....	131988	Wire Harness, 5EAT (Internal) (8 Two Prong, 1 Ten Prong, 1 Fifteen Prong, 1 Five Prong,	1	TBA
		1 Seven Prong, 1 Three Prong Connector & 3 Ground Wires, 1 Three Wire Sensor, & 1 Three		
		Wire Double Sensor) 2005-Up		

MISCELLANEOUS COMPONENTS

492-1	131492	Drain Plug, 5EAT Bell Housing (T70 Torx Head) 2005-Up	1	TBA
492.....	131492A	Drain Plug, 5EAT Bottom Pan (Torx Plus TP50) 2005-Up	1	TBA
493-1	131493	Dipstick, 5EAT (In Bell Housing)(10 3/8" Overall Length) 2005-Up.....	1	TBA
493.....	131493A	Dipstick, 5EAT (In Case)(20 1/4" Overall Length) 2005-Up.....	1	TBA
494-1	131494	Dip Stick Tube, 5EAT (Goes In The Bell Housing)(2" Long) 2005-Up.....	1	TBA
494.....	131494A	Dip Stick Tube, 5EAT (Goes In The Case)(W/2 Brackets) 2005-Up.....	1	TBA

PUMPS & PUMP COMPONENTS

500.....	131912	Pump Assembly, 5EAT, 2005-Up.....	1	TBA
510.....	131916	Pump Body W/Gears, 5EAT (11 Bolt)(6 1/2" Long) 2005-Up	1	TBA
511.....	131917	Pump Cover Plate, 5EAT (Aluminum) (8 3/4" Stator Tube) 2005-Up	1	TBA
530.....	K131201	Pump Gear Set, 5EAT (.448" Thick) (9 Teeth Inner Gear W/4 Inner Slots) 2005-Up	1	TBA

DRUMS & CLUTCH HUBS

548.....	131171	Apply Ring, 5EAT Transfer Clutch To Piston (Alum, 9T, .610" Thick, 3.860" ID, Stepped)	1	TBA
552.....	131732	Drum W/Shaft, 5EAT Input Clutch (W/106T Ring Gear)(W/24 Spline Shaft, 14 3/8" Long)	1	TBA
555.....	131733	Drum, 5EAT Direct Clutch (Alum, W/50 Teeth Clutch Hub)(Has 4 End Mill Notches Below	1	TBA
		The Steel Bore Sleeve) 2005-Up (Can Use 123733A)		
555.....	123733A	Drum, 5EAT Direct Clutch (Alum)(W/50 Teeth Clutch Hub) 2005-Up.....	1	TBA
557.....	123734B	Drum, 5EAT High/Low Clutch (Alum)(2.660" Tall Has No Steel Race On Back Of Drum)	1	TBA
559.....	131735	Drum/Piston, 5EAT Low Coast Drum/Forward CI Piston (Alum) (Cast # 31575 90X01)	1	TBA
561.....	K131761	Piston Kit, Front Brake Clu (Alum Piston 1.130" Thk, 4.905" OD, 3.205" ID, W/2-Steel Pins)	1	TBA
562.....	K123762B	Piston Kit, 5EAT Input Clutch (W/Aluminum Piston)(1.255" Thick) 2005-Up.....	1	TBA
565.....	K123763B	Piston Kit, 5EAT Direct Clutch (W/Aluminum Piston)(2.605" Thick)(6 1/8" OD) 2005-Up	1	TBA
566.....	K123764A	Piston Kit, 5EAT Reverse Clutch (Aluminum Piston)(1" Thick)(6 3/8" OD) 2005-Up.....	1	TBA

SUBARU

5EAT 5-SPEED

ILL#	Part#		QTY	REF#
567.....	K123765B	Piston Kit, 5EAT High/Low Clutch (Aluminum Piston)(1.225" Thick)(4.880" OD) 2005-Up	1	TBA
568.....	K131767	Piston Kit, 5EAT Transfer Clu (Alum Piston .365" Thk At Edge)(# 871, 988, 978, 978-2, 968)	1	TBA
569.....	K131768	Piston Kit, 5EAT Low Coast Clutch (Accordion Type Spring) 2005-Up	1	TBA
571.....	131743	Hub, 5EAT Front Brake Clu (50T Sun Gear)(30T Clu Hub)(7-7/16" OD Reluctor W/60 Slots)	1	TBA
577.....	123741A	Hub, 5EAT High-Low Clutch (1" Thick)(30T, 46 Internal Splines) 2005-Up	1	TBA
578.....	131744	Clu Hub, 5EAT Transfer Clutch (50 Clutch Splines)(.720" Thick)(4.090" OD) 2005-Up	1	TBA
579.....	123742A	Clutch Hub, 5EAT Low Coast Clu W/ Inner Race (W/30 Teeth)(W/42 Internal Splines)	1	TBA
PLANETS, RING GEARS & SUN GEARS				
580.....	123749A	Planet, 5EAT Overdrive (Alum)(4-Gear)(Uses 50T Sun Gear #610)(28T Pinion Gears)	1	TBA
582.....	123747A	Planet, 5EAT Forward (4-Gear Steel)(Uses 42T Sun Gear #612)(W/30 Internal Splines)	1	TBA
584.....	123748	Planet, 5EAT Rear (4-Gear, Alum)(W/60T Input Clu Hub)(Uses 62T Sun Gear # 614)	1	TBA
586.....	131746	Planet, 5EAT Transfer Case (4 Gear)(Uses A 19 Teeth Sun Gear/Shaft #678 & A 35 Teeth Sun Gear/Shaft # 674) 2005-Up (Use K131746)	1	TBA
586.....	K131746	Planet Assy, Trans Case (4-Gear)(35T Sun Gear/Interm Shaft #674)(41T Trans Drive Gear)	1	TBA
592.....	123757A	Ring Gear, 5EAT Forward Planet (78 Teeth)(W/16 Rear Lugs) 2005-Up	1	TBA
594.....	123758A	Ring Gear, 5EAT Rear Planet With Connecting Shell (W/110 Teeth Ring Gear) 2005-Up	1	TBA
612.....	123755A	Sun Gear W/Shaft, Forward Planet (42T, 9.25" Long, 3-Machined Lands, 4-Rings, 14-Holes)	1	TBA
614.....	123756	Sun Gear, 5EAT Rear Planet (62 Teeth)(W/Outer Sprag Race) 2005-Up	1	TBA
632.....	131826	Center Support, 5EAT (Reverse Clutch Piston Housing)(Aluminum With A 3 Ring, 3.195" Tall Ring Tower)(W/4 Ball Plugs Under Where # 226 Bearing Rides) 2005-Up	1	TBA
639.....	123639	Anti Rattle Clip, 5EAT Reverse Clutch (Z Shaped)(.175" Thick)(1.160" Long)(.620" Wide) 2005-Up	1	TBA
SPRAGS & ONE WAY CLUTCHES				
654.....	123727A	Sprag, 5EAT Rear (28 Lug)(Metal Cage) 2005-Up	1	TBA
656.....	123728A	Sprag, 5EAT 3rd (26 Lug)(Metal Cage) 2005-Up	1	TBA
658.....	123724A	Sprag, 5EAT 1st One Way Clutch (22 Lug)(Metal Cage) 2005-Up	1	TBA
665.....	K123730A	Kit, Outer Race, 5EAT Rear Sprag, .853" Wide (Includes ILL# 890 To 579)	1	TBA
665.....	K123730B	Kit, Outer Race, 5EAT Rear Sprag, 1.130" Wide (Includes ILL# 890 To 579)	1	TBA
SHAFTS & DIFFERENTIAL COMPONENTS				
671.....	131852	Pump Drive Tube, 5EAT (6 3/8" Long)(W/2 Ears For Slotted Pump Gears) 2005-Up	1	TBA
674.....	131853	Intermediate Shaft/Sun Gear, 5EAT (Use K131746 Kit) 2005-Up	1	TBA
678.....	131851	Shaft/Sun Gear, 5EAT Output (19 Teeth Sun Gear)(9 5/16" Long) 2005-Up	1	TBA
690.....	123141A	Parking Gear, 5EAT (16 Lugs) (Slides Onto The Driven Transfer Gear Shaft, Uses A Snap Ring To Hold It On) 2005-Up	1	TBA
712.....	131884	Driven Transfer Gear, 5EAT (Parking Gear Is Held On By A Snap Ring) 2005-Up	1	TBA
712.....	131884A	Driven Transfer Gear, 5EAT (41 Teeth)(W/16 Lug Parking Gear Made Onto The Shaft) 2005-Up	1	TBA
715.....	131910	Differential, 5EAT (43 Teeth Ring Gear)(12 Bolt) 2005-Up	1	TBA
725.....	131641	Retainer, 5EAT Differential Bearing (Both Sides)(Adjuster) 2005-Up (Takes 2)	2	TBA
727.....	69083F	Clip, 5EAT Holds Differential Retainer In Place (Both Sides) 2005-Up	2	TBA
730.....	131846	Pinion, 5EAT (12 Teeth)(18 1/2" Long) 2005-Up	1	TBA
735.....	131642	Retainer, 5EAT Pinion Bearing (6 Bolt)(W/Cup Races Made In) 2005-Up	1	TBA
VALVE BODIES				
740.....	131754	Valve Body, 5EAT (8 Solenoids) (Cast # 214126 On Filter Side, 21415 On Top Side) 2005-Up	1	TBA
HOUSINGS, CASES & PANS				
750.....	131703	Bell Housing, 5EAT (10 1/2" Long)(11 Holes To Engine)(11 Threaded Holes To Case) 2005-Up	1	TBA
760.....	131701	Case, 5EAT (16 1/2" Long)(21 Pan Bolts)(11 Bolts To Bell) 2005-Up	1	TBA
765.....	131801	Pan, 5EAT Bottom (21 Bolt) (1.945" At Deep End) 2005-Up	1	TBA
770.....	131703	Transfer Case Extension Hsg, 5EAT (Alum, 8-13/16" Long, 11-Bolt, W/6 Threaded Bosses)	1	TBA
771.....	131704	Adapter, 5EAT Case To Transfer Case Ext Hsg To Case (Alum, 1.660" Thk, 8 Bolts To Case)	1	TBA
797.....	69084A	Nut, 5EAT Holds Pinion Bearing To Shaft (38mm Head) 2005-Up	1	TBA
799.....	131081	Retaining Bolt, 5EAT Holds Manual Lever In Case (10mm Hex Head)(.775" Long W/Pilot Tip)	1	TBA
847.....	131227	Reluctor, 5EAT (22 Teeth)(.242" Thick)(1.140" ID) 2005-Up	1	TBA
853.....	123141A	Cushion, 5EAT Forward Clutch (.094" Thick)(5.878" OD)(4.830" ID) 2005-Up	1	TBA
857.....	131142	Cushion, 5EAT Reverse Clutch (.079" Thick)(Dished)(6 11/16" OD) 2005-Up	1	TBA
SNAP RINGS				
862.....	131601	Snap Ring, 5EAT Pump Drive Tube (Front) 2005-Up	1	TBA
864.....	131602	Snap Ring, 5EAT Holds Front Brake Clutch Pressure Plate In (.071" Thick)(5.655" OD) 2005-Up	1	TBA
865.....	131603	Snap Ring, 5EAT Holds Front Brake Clutch Retainer In (.038" Thick)(2.960" OD) 2005-Up	1	TBA
867.....	123602	Snap Ring, Holds OD Planet To Shell (.078" Thk, 7-3/16" OD)(Can Be Hooked Or Not Hooked)	1	TBA
871.....	123603	Snap Ring, 5EAT Holds Low Coast Clutch Springs In (.047" Thick)(2.268" OD)(2.002" ID)	1	TBA
873.....	123604	Snap Ring, 5EAT Holds Input Clutch Pressure Plate In (.079" Thick)(6 3/4" OD)(6 3/8" ID)	1	TBA
874.....	123605	Snap Ring, 5EAT Holds Input Clutch Retainer In (.063" Thick)(2.008" OD)(1.736" ID) 2005-Up	1	TBA
877.....	131604	Snap Ring, 5EAT Holds Transfer Clutch Spring Retainer In (.046" Thick)(2.925" OD) 2005-Up	1	TBA

5EAT 5-SPEED

ILL#	Part#		QTY	REF#
878.....	123607B.....	Snap Ring, 5EAT Holds Direct Clutch Pressure Plate In (.102" Thick)(6 11/16" OD)(6 1/4" ID).....	1.....	TBA
879.....	123608.....	Snap Ring, 5EAT Holds Direct Clutch Retainer In Drum (.062" Thick)(3.257" OD)(2.984" ID).....	1.....	TBA
881.....	123609.....	Snap Ring, 5EAT Holds Forward Planet Ring Gear To Rear Planet (.063" Thick)(5.475" OD).....	1.....	TBA
882.....	123610.....	Snap Ring, 5EAT Holds High-Low Clu Hub To Fwd Sun Gear Shaft (.079" Thk, (1.916" OD).....	1.....	TBA
883.....	123611.....	Snap Ring, 5EAT Holds Center Support In Case (.158" Thick)(7 1/4" OD)(6 5/8" ID) 2005-Up.....	1.....	TBA
885.....	123612.....	Snap Ring, 5EAT Holds High-Low Clu Press Plate In (.078" Thick)(5.322" OD)(4.935" ID).....	1.....	TBA
886.....	123613.....	Snap Ring, 5EAT Holds High-Low Clutch Retainer In (.054" Thick)(2.483" OD)(2.208" ID).....	1.....	TBA
888.....	123614.....	Snap Ring, 5EAT Holds 1st One Way Clutch Hub In Rear SunGear (.038" Thick)(2.789" OD).....	1.....	TBA
889.....	131605.....	Snap Ring, Holds Pinion Pins In Trans Case Planet (.042" Thk, 2.770" OD)(W/Bent Ends).....	1.....	TBA
890.....	123615.....	Snap Ring, 5EAT Holds Rear Sprag To Outer Race (.037" Thick)(3.935" OD)(3.550" ID).....	2.....	TBA
891.....	123616.....	Snap Ring, 5EAT Holds Reverse Clutch Spring In (.047" Thick)(7 3/16" OD)(6 7/8" ID) 2005-Up.....	1.....	TBA
892.....	123617.....	Snap Ring, 5EAT Holds Reverse Clutch Pressure Plate In Case (.078" Thick)(7 3/16" OD).....	1.....	TBA
894.....	131606.....	Snap Ring, 5EAT Inside Of The Drive Transfer Gear (.082" Thick)(3.983" OD) 2005-Up.....	2.....	TBA
895.....	131606.....	Snap Ring, 5EAT Inside Of The Driven Transfer Gear, 2005-Up.....	2.....	TBA
897.....	131607.....	Snap Ring, 5EAT Holds Needle Bearing In Case (.073" Thick)(1.680" OD)(W/2 Eyelets).....	1.....	TBA
899.....	131608.....	Snap Ring, 5EAT Holds Parking Gear To Driven Transfer Gear Shaft (W/2 Eyelets) 2005-Up.....	1.....	TBA


PISTONS, SPRINGS & MISCELLANEOUS

961.....	131761.....	Piston, 5EAT Front Brake Clu (Alum)(1.130" Thick)(4.905" OD)(3.205" ID)(W/2 Steel Pins).....	1.....	TBA
962.....	123762B.....	Piston, 5EAT Input Clutch (Alum)(1.255" Thick)(6 3/8" OD) 2005-Up.....	1.....	TBA
965.....	123763B.....	Piston, 5EAT Direct Clutch (Alum)(2.605" Thick)(6 1/8" OD)(#11601-55204) 2005-Up.....	1.....	TBA
966.....	123764A.....	Piston, 5EAT Reverse Clutch (Alum) (1" Thick)(6 3/8" OD) 2005-Up.....	1.....	TBA
967.....	123765B.....	Piston, 5EAT High/Low Clutch (Alum)(1.225" Thick)(4.880" OD) 2005-Up.....	1.....	TBA
968.....	131767.....	Piston, 5EAT Transfer Clutch (Alum)(.365" Thick At The Edge)(5.030" OD)(2.950" ID).....	1.....	TBA
969.....	131768.....	Piston, 5EAT Low Coast Clutch (Alum)(5.170" OD)(2.255" ID)(Uses Accordion Type Spring).....	1.....	TBA
971.....	131871.....	Spring, 5EAT Front Brake Clutch Return (.630" Thick)(3.460" OD)(2.910" ID)(Spiral) 2005-Up.....	1.....	TBA
972.....	123872.....	Springs, 5EAT Input Clutch Return (18 Springs W/Retainer) 2005-Up.....	1.....	TBA
975.....	123873.....	Springs, 5EAT Direct Clutch Return (W/Retainer)(20 Springs) 2005-Up.....	1.....	TBA
976.....	123875.....	Spring, 5EAT Reverse Clutch (Wavy)(Coiled)(5 5/8" OD) 2005-Up.....	1.....	TBA
977.....	123874.....	Springs, 5EAT High-Low Clutch Return (W/Retainer)(18 Springs) 2005-Up.....	1.....	TBA
978-2.....	131423.....	Spring Wsh Transfer Clu Spring Bottom Retainer (.032" Thk)(3.730" OD)(3.020" ID, 6-Inner Tabs).....	1.....	TBA
978.....	131877.....	Spring, 5EAT Transfer Clutch Return (.720" Thick)(3.510" OD)(Accordion Type) 2005-Up.....	1.....	TBA
979.....	131878.....	Spring, 5EAT Low Coast Clutch Return (3.705" OD)(Accordion Type) 2005-Up.....	1.....	TBA
981.....	131861.....	Retainer, 5EAT Front Brake Clutch Return Spring (.195" Thick)(3.655" OD)(2.888" ID) 2005-Up.....	1.....	TBA
982.....	123862.....	Retainer, 5EAT Input Clutch Return Spring (Bonded)(4 5/16" OD) 2005-Up.....	1.....	TBA
985.....	123863.....	Retainer, 5EAT Direct Clutch Spring (Bonded)(5" OD) 2005-Up.....	1.....	TBA
986.....	123865.....	Retainer, 5EAT Reverse Clutch Spring (6 11/16" OD) 2005-Up.....	1.....	TBA
987.....	123864.....	Retainer, 5EAT High-Low Clutch Spring (Bonded)(4 3/16" OD) 2005-Up.....	1.....	TBA
988.....	131867.....	Retainer, 5EAT Transfer Clutch Spring (.228" Thick)(3.630" OD)(2.950" ID) 2005-Up.....	1.....	TBA
989.....	131868.....	Retainer, 5EAT Low Coast Clu Return Spring (3.870" OD)(Accordion Type Single Spring).....	1.....	TBA
991-2.....	131621.....	Spring, 5EAT Rooster Comb Detent (1 Bolt To Case) 2005-Up.....	1.....	TBA
991-3.....	131621A.....	Rooster Comb, 5EAT (W/4 Detent Notches) 2005-Up.....	1.....	TBA
991-5.....	131621B.....	Roll Pin, 5EAT Holds Rooster Comb To Manual Lever Shaft (.880" Long) 2005-Up.....	1.....	TBA
992.....	131622.....	Manual Lever, 5EAT (External) (Lever Has 1 Linkage Stud) 2005-Up.....	1.....	TBA
994.....	131623.....	Park Rod Actuator, 5EAT (12" Long) 2005-Up.....	1.....	TBA
995.....	K131824.....	Park Pawl Assembly, 5EAT (Contains: # 995-1, 995-2, 995-3, 991-6) 2005-Up.....	1.....	TBA
996-1.....	131624.....	Banjo Fitting, 5EAT Cooler Line (Top)(W/1 Hole Bracket) 2005-Up.....	1.....	TBA
996-1.....	131624A.....	Bolt, 5EAT (Banjo)(Holds Bottom Cooler Line To Case)(21mm Hex Head) 2005-Up.....	1.....	TBA
996-3.....	131624B.....	Spring, 5EAT Under Bottom Cooler Line Fitting In Case (.345" OD)(1.890" Long) 2005-Up.....	1.....	TBA
996-4.....	131624C.....	Check Ball, 5EAT Under Bottom Cooler Line Fitting In Case (.435" OD) 2005-Up.....	1.....	TBA
996-6.....	131624D.....	Bolt, 5EAT (Banjo)(Holds Top Cooler Line To Case)(Tork Plus Head) 2005-Up.....	1.....	TBA
996.....	131624E.....	Banjo Fitting, 5EAT Cooler Line (Bottom)(W/2 Hole Bracket) 2005-Up.....	1.....	TBA

Your Business.
Your Customers.
Your Reputation.
Your Profit.
Your Future.


We Care.

Since we manufacture OE-quality parts
right here in North Carolina, we can
sell them for less.



Rostra

Made in the USA



www.RostraTransmission.com

See the story behind OE-quality parts.